

Intro to Views

Matt Kennedy @ Four Clouds

You are free to ask simple questions
:)

What is Views?

Views is a contributed module for Drupal that builds SQL queries for mortals . . .

What you should be thinking: **That's awesome, tell me more!**

We'll get to the awesome bits in a minute.

Views purpose in life

To construct and format related content (a list)

- Block of the 5 most recent blog posts
- Rotating banner with 3 images
- All content tagged with a specific taxonomy term
- Display a list of users by role
- Group content by the posted year / month

The views 2 user interface

1 All displays for this view.

2 This indicates which display is being edited.

3 The active item is highlighted.

4 Changed items are highlighted.

5 Lighter color and italics indicate that this item is using the default display's values.

6 The question mark icons provide additional help.

7 The update button stores changes to the current item. This either opens the 'next' item if there is one, or removes the form and updates the live preview.

8 This button will cancel all changes to the view. Save is disabled while a settings form is open to prevent clicking the wrong update button.

9 Items with a gear icon have additional settings.

10 Add items to the list with the plus buttons.

11 Rearrange the order of the items in the list.

12 Changes to this view have not been saved yet.

View *fugazi*, displaying items of type Node. Export Clone View "Admin page" View "Page" View "Feed" Changed view

Defaults **3**

- Admin page
- Block
- Block 1**
- Attachment
- Page
- Feed

Page ▼

Add display

Analyze

Block 1 *Display the view as a block.*

Basic settings

Name: Block 1
Title: Fugazi 2
Style: *Unformatted*
Row style: *Fields*
Use AJAX: *Yes*
Use pager: *Yes*

Items per page **5**

More link: *No*
Distinct: *Yes*

Access: Unrestricted

Link display: *Admin page*
Header: *Filtered HTML*
Footer: *PHP code*
Empty text: *Filtered HTML*
Theme: *Information*

Block settings

Admin: *Fugazi block 1*

Relationships + ↕

None defined

Arguments + ↕

Global: Null

Fields + ↕

Node: *Title Title*
Node: *Has new content*
Node: *Updated date Updated date*

Sort criteria + ↕

None defined

Filters + ↕

Node: *Published exposed*
Node: *Type exposed*
User: *Current exposed*
Node: *Comment status = Read/Write*
Taxonomy: *Term exposed*

Remove display

Block 1: Items per page

Status: *using overridden values.*

The number of items to display per page. Enter 0 for no limit.

Offset:

The number of items to skip. For example, if this field is 3, the first 3 items will be skipped and not displayed. Offset can not be used if items to display is 0; instead use a very large number there.

Update Cancel

Use default

Save Cancel Delete


Click an item to display its settings in the lower area.

Discard changes to just this item.

Click this button to change whether this item uses defaults or its own, overridden values.


Settings

Basic Settings

Defaults  **Defaults** *Default settings for this view.*

Page

Block

Page 

Add display

Reorder

View settings

Human name: [Blog Limited](#)

Tag: [None](#)

Description: [None](#)


Basic settings

Name: [Defaults](#)

Comment: [No comment](#)

Title: [None](#)

Display status: [Enabled](#)

Use pager: [Paged, 3 items](#) 

More link: [No](#)

Access: [Unrestricted](#)

Advanced Settings

Advanced settings

Use AJAX: [No](#)


Hide attachments in summary: [No](#)


Use grouping: [No](#)

Query settings: [Settings](#)

Caching: [None](#)

Style settings


Style: [Unformatted](#) 

Row style: [Node](#) 

CSS class: [None](#)

Theme: [Information](#)

Exposed form

Exposed form style: [Basic](#) 

Displays

Default - base settings for the view

Page - URL and/or menu title

Block - add to regions `/admin/build/block`

Feed - RSS

Attachment - attach before or after another view

Styles

Unformatted

Table

HTML List

Grid (# of columns?)

Calendar (plugin)

Slideshow (plugin)

Headers, Footers, and Fields

Header + ↑↓
Global: [Text area](#) Text area

Footer + ↑↓
None defined

Empty text + ↑↓
None defined

Fields + ↑↓
[Node: Title](#)
[Node: Post date](#)
[Content: Image 500w image linked to node](#)
[Node: Body](#)

Arguments, Sort, and Filters

The image shows a configuration interface with four sections, each with a header, a list of items, and control icons (+ and ↑↓):

- Relationships**: None defined
- Arguments**: None defined
- Sort criteria**: Node: Post date desc
- Filters**: Node: Type = Blog entry

Relationships requires a little more brain power, so we'll save them for another day. :)

Live Preview

Live preview

Display:

Defaults ▼

Arguments:

Separate arguments with a / as though they were a URL path.

Preview

Automatic live preview

Links

[Views Bulk Operations \(VBO\)](#)

[Calendar](#)

[Views Data Source](#)

[Views Attach](#)

[Views Data Export \(large batches\)](#)

[Views Slideshow](#)

[Views Saved Searches](#)

[Better Exposed Filters](#)

[Views Hacks](#)

Questions?

mkennedy@fourclouds.com